







BIG PROJECT OVERVIEW- YEAR GROUP - F2

	AUTUMN	SPRING	SUMMER
BIG PROJECT	Children will create Christmas cards, applying their mathematical knowledge in length (Christmas trees) and send them out in the community with a good will message to a local care home to spread festive cheer in the spirit of Goodwill - linking to our Autumn learning around community and end of term learning around Christmas celebrations.	Like aliens we are all different, and children will look at the similarities and differences within aliens, and then themselves and their peers. They will then work together to create artwork/ talk around how we are all different and present this in assemblies to the rest of the school, with a focus on anti-bullying/diversity/acceptance and individuality.	After learning about toys, past and present in our 'Toy Town' topic, children will look at 'What do we do with old toys?' We will think about ways we can re/upcycle them, and then donate, prepare and sell our old toys to raise money for charity in an old toy sale led by the children. They will vote on which charity in our community proceeds will go towards, linking to Tesco/Coop coin voting and charities within our local community.
MORAL PURPOSE *links with Global Citizenship*	<ul style="list-style-type: none"> • Make simple links with other places • Recognise the living and their needs • Show sensitivity to people's feelings and needs • Starting to think of others 	<ul style="list-style-type: none"> • Recognise uniqueness and value every person • Recognise similarities and differences between self and others. • Recognise name and deal with feelings in a positive way • Participate in group activities • Support others in a group • Have a positive attitude towards difference & diversity 	<ul style="list-style-type: none"> • Make simple links with other places • Ask Questions, suggest ways to solve a problem, wonder about ideas. • Listen to others • Takes turns to express a view • Willing to listen to the ideas of others • Starting to value resources • Belief that everyone can do things to improve surroundings & support others.
LA STRATEGY LINKS	<p>Healthy & Compassionate - Education working closely with health and social care</p> <p>Skilled & Creative - Learning that extends beyond the classroom</p> <p>Foundations of <u>prosperous & connected</u> beginning 'to deepen relationships between the education and employment sector' (care homes)</p>	<p>Fair & Inclusive</p> <p>Healthy & Compassionate - Early intervention and prevention</p> <div data-bbox="1144 1214 1480 1353" data-label="Image"> </div>	<p>Greener & Cleaner</p> <p>Foundations of safe & resilient 'through improving community cohesion and resilience and improving economic resilience'</p>

	  		 
LINK TO PREVIOUS LEARNING (IN-YEAR AND PREVIOUS)	Fs 1 and Fs2 statements I can talk about objects comparing two items by their size, length, weight and capacity. I can follow a one or two-part instruction I can choose activities and resources using them safely and appropriately. I am positive about the differences in people. I am aware that people can live in different places, and that there are other places in the world.	Building on Autumn topic Marvellous Me, thinking about self and comparison of similarities and differences between themselves and others: I can be accepting and positive about people's differences I can demonstrate good listening behaviours I use talk to organise my thoughts I can share my ideas using talk as a tool I can say how I feel using talk as a tool	Building on all of Autumn Term learning surrounding community and our sense of it, as well as linking to spring term 'poles apart' thinking about charities in different countries, what other children around the world might have/not have and why. I am sensitive to the needs of others I can take part in whole class and group discussions I can use full sentences using past, present and future tenses I can make comments about what I have heard I can ask questions to help me understand I can talk about what is the same and different in life in this country and in other countries I can talk about the lives of people I am familiar with

			I can talk about the roles of people in society
SCAFFOLD TASKS AND BUILD UP (TIMINGS INCLUDED)	<p>Talk about what Christmas is, what the values of Christmas are and that it is a time for giving & why.</p> <p>Discuss the local community thinking about what we already know, and who might benefit/smile for receiving a card from us?</p> <p>Create a Christmas card, using different lengths of card, applying mathematical knowledge to order to make a Christmas Tree.</p> <p>Use creative skills so far to decorate the tree and card, using a range of resources and methods - free choice to child. Write message/ name inside the card and put into envelope to send.</p> <p>Send card to local care home - looking at it on the map and photos so children know where they have gone - create a video message to send alongside the cards with a merry Christmas carol? - <i>or go in person as a class & perform if possible.</i></p>	<p>Circle time on Aliens and how they are all different</p> <p>Continue discussion around individuality, relating it to ourselves.</p> <p>Create self-portraits in a range of ways, and then alien artwork for what alien you would be (and why)</p> <p>Write reasons why you would be that alien, and what is cool/good about them.</p> <p>Class discussion on what message we want to let everyone know about being themselves - make class banner?! With this on</p> <p>Practice speaking and assembly order</p> <p>Give assembly to the rest of the school on 'being you'</p>	<p>Class discussion on 'What do we do with old toys' - and suggestions for what might be better to do with them.</p> <p>Look at charities in the local area - Barnardos etc and who they help - could we help them?</p> <p>Talk about recycling/selling old toys to be able to give to charity to help others - could we do this?</p> <p>Class vote on the Charity the money we raise will go to. Make posters to advertise toy drive, donations & when the stall will take place.</p> <p>Sort toy donations as they come in & give them a price to be sold at.</p> <p>Hold stall & sell old toys & take a picture to send to the charity.</p>